

# FISCAL YEAR 2021 ANNUAL BUDGET



Presented By:  
William T. Morgan

# FY2021

**BEGINS JULY 1, 2020  
ENDS JUNE 30, 2021**

**PROJECTIONS BASED ON PREVIOUS 3 YEARS AUDITED  
FINANCIALS, ALONG WITH FUTURE FINANCIAL CHANGES.**

**STRONG FOCUS ON ACTUAL REVENUES AND BALANCED  
EXPENSES OFF OF THE INCOME NUMBERS.**

# INCOME & REVENUE



Code Enforcement

Permits & Inspections  
Parking meters



Grants

Community Open Space  
Police State Aid



Intergovernmental

Highway User Fee  
Financial Corp. Tax  
Disposal Fee Rebate



Taxes

Commercial/Residential  
Earned Income Tax  
Personal Property Tax

# Income & Revenue Totals

---

FY2021 Income Budget	
Fines, Licenses & Permits	\$346,666
Grants	\$117,317
Intergovernmental	\$38,870
Other	\$15,500
Taxes	\$845,000
Capital Improvement	\$110,900
<b>Total Revenue</b>	<b>\$1,474,253</b>

# Fees

---

- New negotiated Cable Franchise Agreement
- **Permits and Rentals** budget decreased mainly due to Business License Fee
- Estimating parking meter & code enforcement income to increase with a full year of administering ordinances

# Government Funding

## GRANTS

- Community Open Space  
*\$100,000 Earmarked for recreational projects*
- Police State Aid  
*\$17,317 Decreased by \$2,000 from prior year*

## INTERGOVERNMENTAL

- Financial Corporation Tax  
*\$9,145*  
*Tax on net income of a corporation/association*
- Highway User Fee (HUR)  
*\$27,725*  
*Share of gas and vehicle titling tax*



Grants awarded are restricted in use

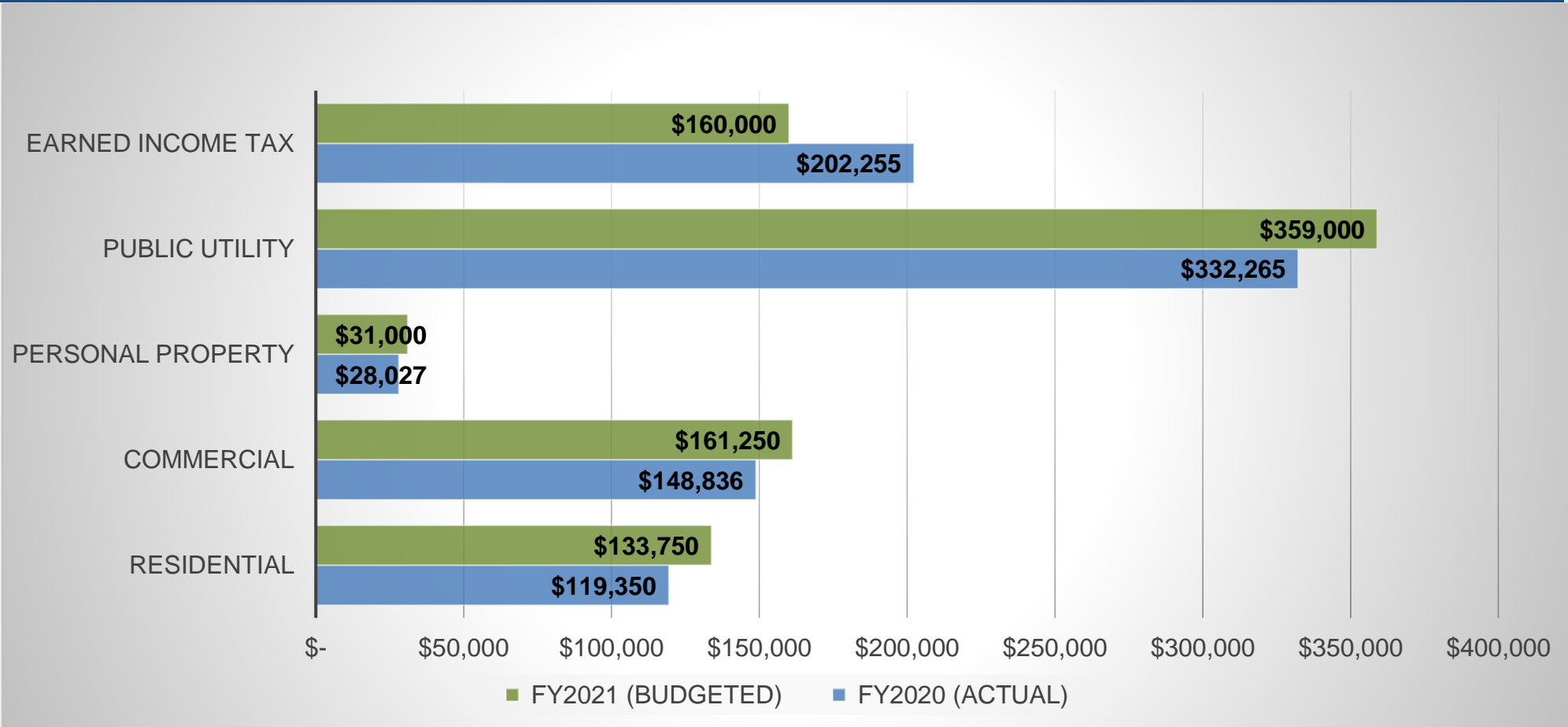
# Taxes



In Prince George's County, the Town of Upper Marlboro tax rates **remain the lowest**

- Ordinance 2020-06 will set the rates for FY2021
- Steady tax rates from prior year
  - ❖ **Residential Rate = 0.24%**  
*(has not been increased in over 40 years)*
  - ❖ **Commercial Rate = 0.52%**
  - ❖ **Public Utility = 0.75%**  
*These are the utility companies that offer services in the Town of Upper Marlboro*
  - ❖ **Personal Property = 0.45%**  
*Business property assets*

# Tax Year Comparison





# EXPENSES



Salary, Wages & Benefits

*Departmental*



Contractors/Consultants

*Professional Services*



Public safety

*Protect & Serve*

*Weapons & Equipment*



Public works

*Beautification*

*Essential Services*



Capital improvement

*Annexation*

*Debt Service*

# Expense Totals

---

FY2021 Expense Budget	
General Government	\$781,180
Public Safety	\$429,457
Public Works	\$263,616
<b>Total Expenses</b>	<b>\$1,474,253</b>

# Expenditures

## Salaries

For Approval	\$694,650
Vacancies	\$59,880 (no rush to hire vacant positions, possible mid-year)

\* Current FY2020 approved salaries were **\$791,083**

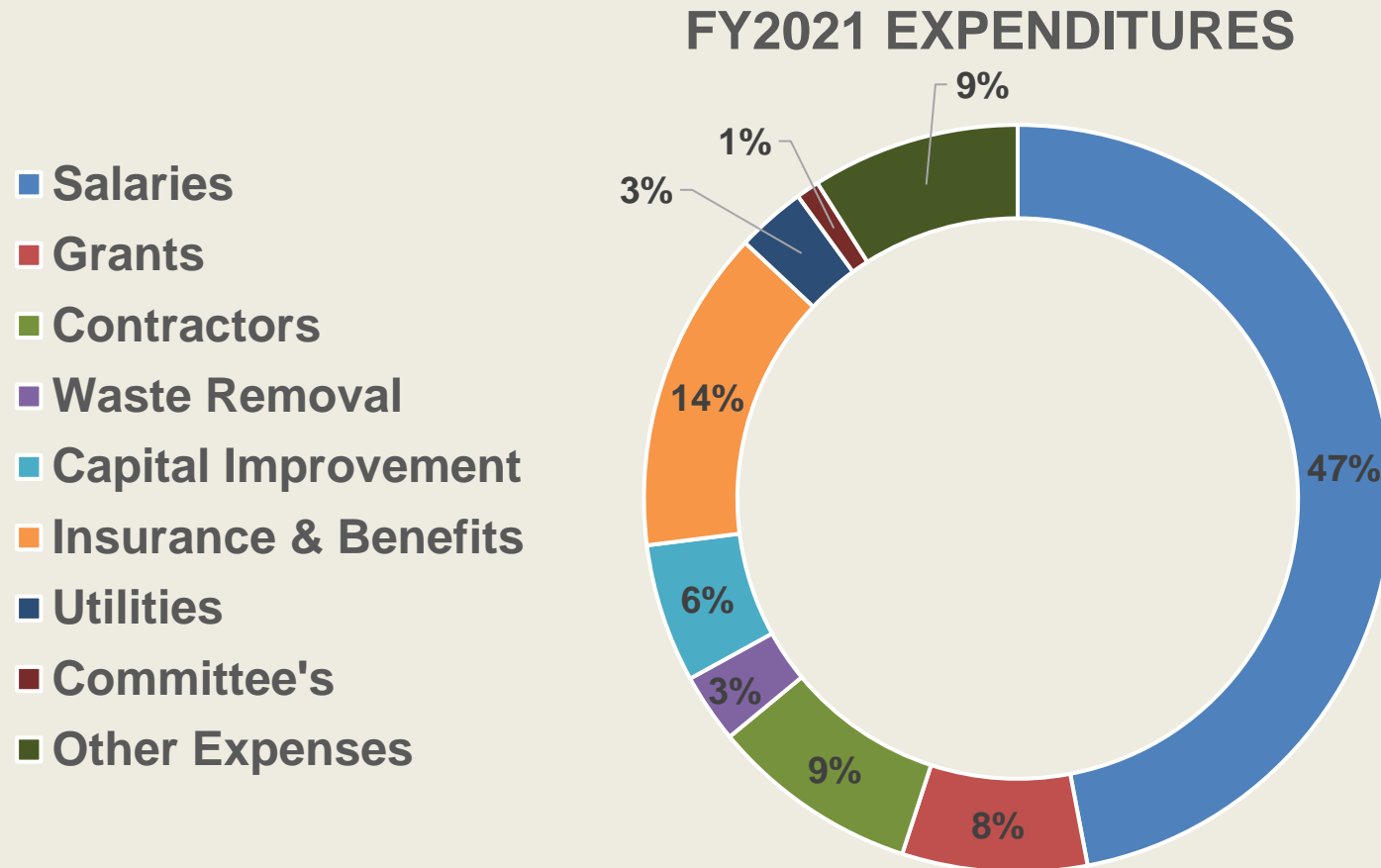
## Contractors & Consultants

Professional Services	\$139,500
-----------------------	-----------

\* This is a combined total of expenses

# Expenditures Cont...

---



# Capital Improvement

---



## Vehicle fleet

Completed financing for the purchase of three police vehicles


**Debt Service = \$33,000**



## Annexation

Phases and Surveys to continue

**Estimated = \$30,000**



## Grant Match

Grant matching requirements for community projects

**Match = \$30,000**